

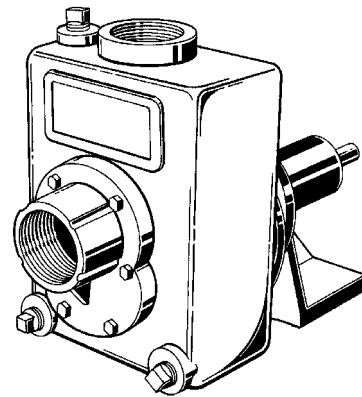
Self-Priming Centrifugal Pedestal Pumps



Pumps for Industry
SERIES PG

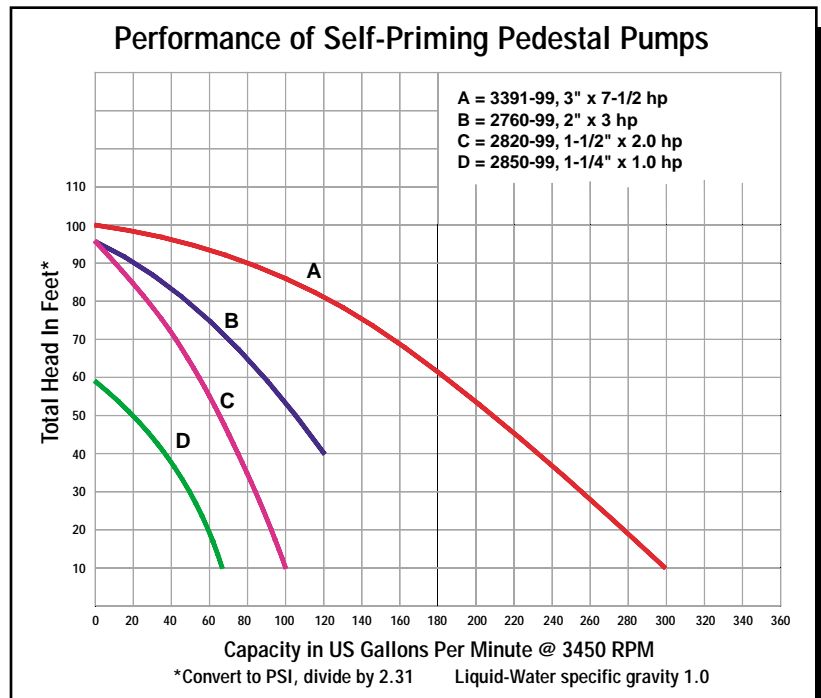
- **Cast Iron Construction**
- **Buna-N Mechanical Seals**
- **Optional Viton® or Silicon Carbide Mechanical Seals Available**
- **1-1/4" to 3" NPT Suction and Discharge Port Sizes**
- **Dual Volute Design Reduces Radial Load on Motors**
- **Maximum Temperature**

Buna-N	180° F
Viton®	200° F
- **Self-cleaning, Semi-open Impellers**
- **Sized for 1 HP to 7-1/2 HP Driver Depending on Model**
- **Heavy Duty Cast Iron Pedestal Drive with Sealed Ball Bearings**

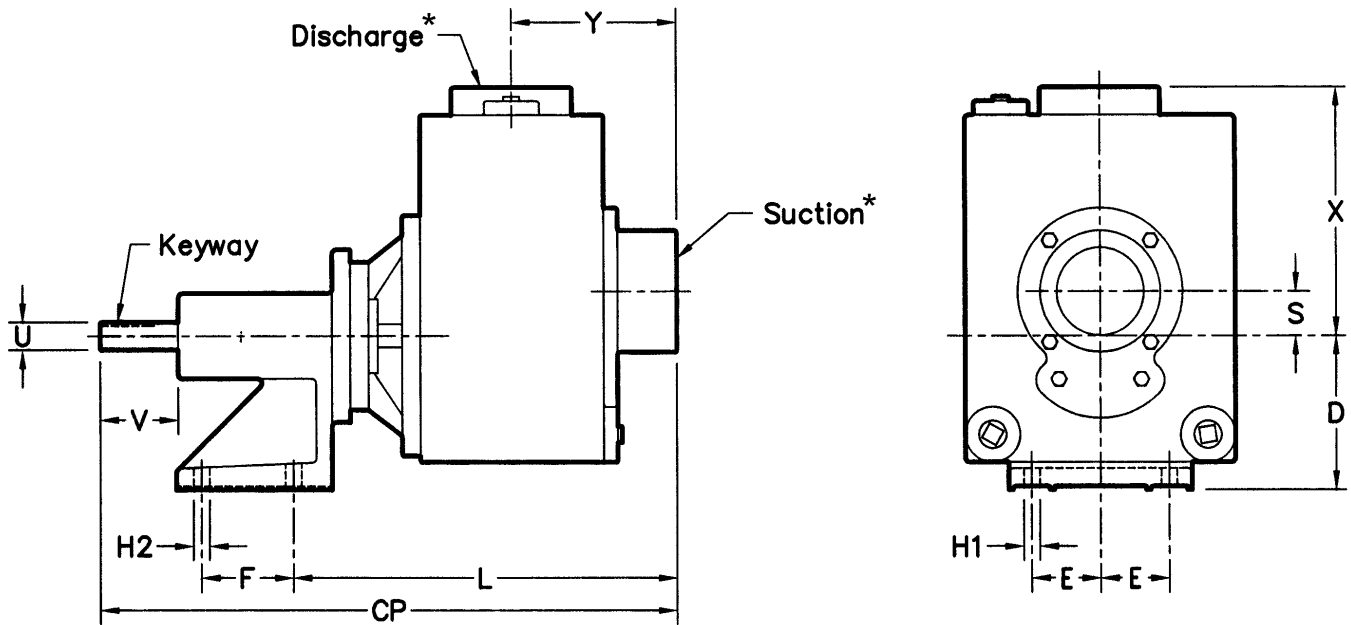


MEGGA Self-Priming Centrifugal pumps are designed for a wide range of industrial, agricultural and commercial applications. Dual volute design reduces radial load on motor. Heavy duty cast iron construction with Buna-N seals. Pumps are fitted with a self-cleaning, semi-open impeller and are coupled to a heavy duty cast iron bearing housing with a CNC machined keyed shaft extension and sealed ball bearings. The pump has been designed for either direct connection or belt drive. The maximum recommended RPM is 4000.

MEGGA Self-Priming Centrifugal pumps are reliable, cost effective and low maintenance. For use with non-flammable liquids which are compatible with pump component materials.



SERIES PG Self-Priming Centrifugal Pedestal Pumps

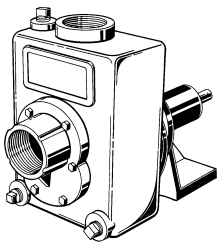


Pump Dimensional Data

Model No.	SUC*	DIS*	CP	D	E	F	H1	H2	L	S	Dia. U	V	X	Y	Keyway	Min. BHP Required @3450 RPM	Ship Wt.
2850-99	1-1/4"	1-1/4"	11.8	3.2	1.7	N/A	0.7	0.5	8.5	2.4	0.62	1.3	3.6	2.7	3/16" x 1"	1.0	23 Lbs.
2820-99	1-1/2"	1-1/2"	11.1	4.5	2.2	N/A	0.7	0.5	7.1	0.4	0.62	1.3	5.1	3.5	3/16" x 1"	2.0	32 Lbs.
2760-99	2"	2"	15.7	4.1	1.8	2.5	0.4	0.4	10.4	1.2	0.75	1.1	6.7	4.5	3/16" x 1-7/8"	3.0	48 Lbs.
3391-99	3"	3"	19.9	5.3	2.8	3.5	0.4	0.4	12.5	4.0	1.12	3.2	6.7	4.7	1/4" x 1-1/4"	7.5	90 Lbs.

(*) Standard NPT (female) pipe thread.
 NOTE: Dimensions have a tolerance of $\pm 1/8"$.

Standard Features



- Cast Iron Construction
- Mechanical Seal:
 - Standard Buna-N
 - Optional Viton®
- Maximum Temperature
 - Buna-N 180° F
 - Viton® 200° F
- 1-1/4" to 3" NPT Suction/Discharge Ports
- Maximum Working Pressure 75 PSI
- Maximum 4000 RPM
- Solids Handling to 3/8" Diameter
- 1-1/2" & 2" Models Feature a Built-in Check Valve
- Self-priming up to 20 ft. @ 3450 RPM
- Dual Volute Design Reduces Radial Load on Motor

