




Pumps for Industry

SERIES PC

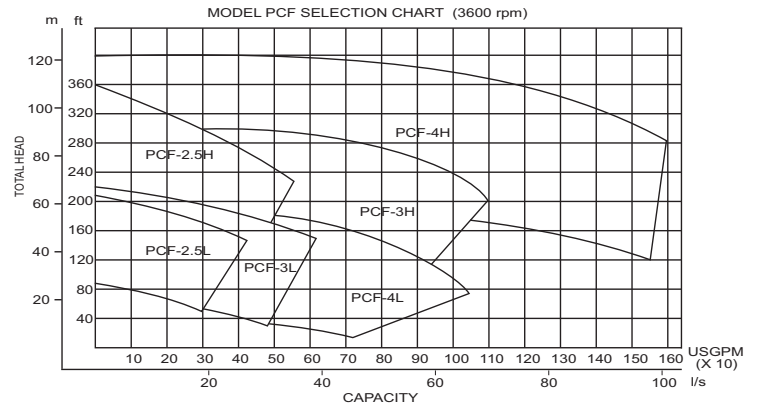
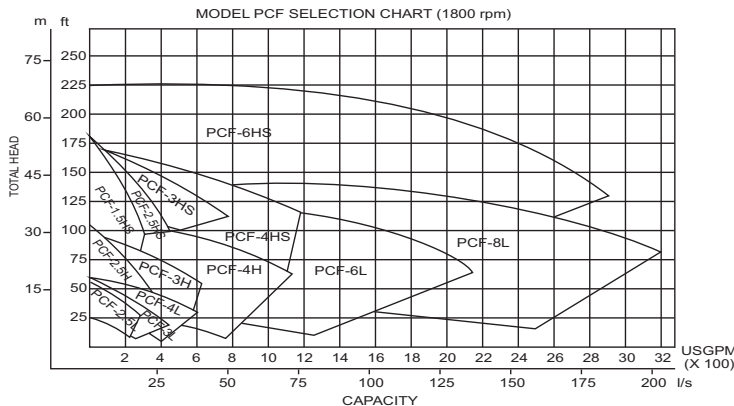
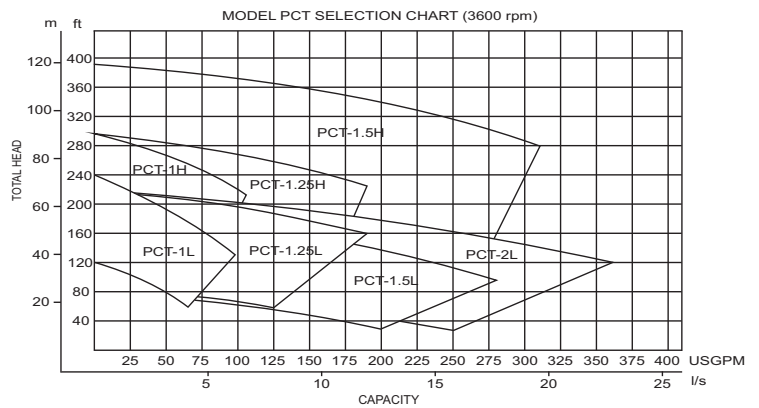
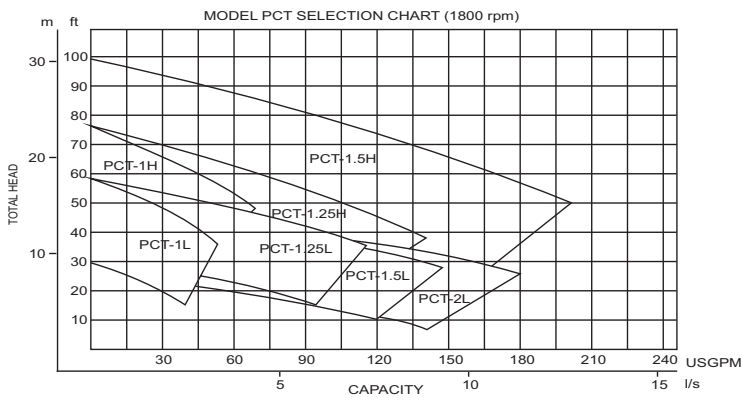
Model PCT and PCF

MEGGA Series PC models PCT and PCF are just the ticket when you need a basic, general service cast iron pump. When application requirements demand economy, quality and performance in a compact standard centrifugal design, choose the **MEGGA Series PC** models PCT or PCF.



FEATURES:

- Rugged cast iron construction for long dependable service life.
- Compact close-coupled configuration.
- Back pull-out design for easier servicing.
- Tangential discharge can be rotated to suit installation.
- High operating efficiency results in lower power consumption and smooth operation.
- Industry standard motors and mechanical seals provide maximum product versatility.



Distributed by: